



Machine Vices






















INDEX

Pag.4	Serie 30 Not Guided
Pag.5	Serie 30 Guided
Pag.6	Serie PRD Production Not Guided
Pag.7	Serie PRD Production Guided
Pag.8	Vice for cubes serie 60
Pag.9	Vice for large pieces
Pag.10	Multitask vice
Pag.11	Self centering vice serie 24
Pag.12	Self centering vice serie 26
Pag.13	Twin self centering CF
Pag.14	Twin self centerinf vice with aluminiums jaws
Pag.14	Twin self centerinf vice with aluminiums jaws holer
Pag.15	Vice for zero point

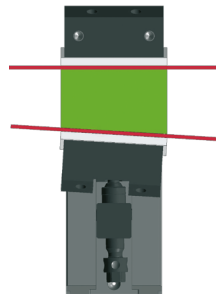
ICONOGRAPHIE

	Nodular casting material	Jaws with descending effect	
	Hardened Steel	Soft Jaws	
	Quick course selection	Control certificate	
	Finishing tolerance	Mechanical lock	
	Interchangeable locks	Swivel base admitted	
	Paralelism < 0,02 mm	DOESN'T admit swivel base	
	Oscillating movable jaws support	With alineation keways	
	Guide movable jaws support	Clamps	


High precision vices
Vices designed for all machining works including grinding.



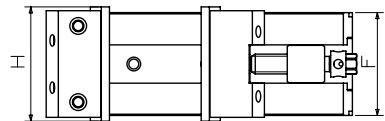
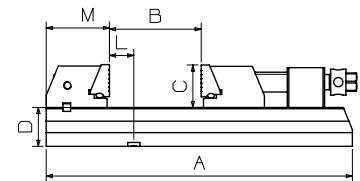
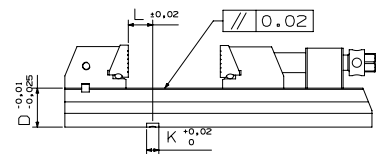
Not guided
machine vice


























Hexagonal spindle and
hole for handle.



- ✓ Jaws with descending effect.
- ✓ Hardened steel 60 HRC.
- ✓ Interchangeable locks.
- ✓ Jaws adapt to the workpiece.



Ref.	A	B	C	D	F	H	L	M	mm.			BASE 
30/100	250	109	33,5	37	90	100	18,6	51,5	12		7,5	B/100
30/100L	296	150	33,5	37	90	100	18,6	51,5	12		8	B/100
30/125	300	130	41	42	110	125	22,0	66	12		13	B/125
30/125L	346	175	41	42	110	125	22,0	66	12		14	B/125
30/125S	371	200	41	42	110	125	22,0	66	12		14,5	B/125
30/125R	345	140	53	49	115	125	3,0	82,5	16		17,9	
30/125RL	395	189	53	49	115	125	3,0	82,5	16		19,5	
30/150	402	200	56	51	135	150	32,2	83	16		26	B/150
30/150L	452	250	56	51	135	150	32,2	83	16		28	B/150
30/150S	502	300	56	51	135	150	32,2	83	16		30	B/150
30/150X	527	325	56	51	135	150	32,2	83	16		31,5	B/150
30/175	432	225	58	56	135	175	35,0	85	16		34	B/150
30/175L	482	275	58	56	135	175	35,0	85	16		36,5	B/150
30/175S	556	350	58	56	135	175	35,0	85	16		40	B/150
30/175X	610	400	58	56	135	175	35,0	85	16		42,5	B/150
30/200	470	250	66	61	160	200	52,2	93	16		44	B/200
30/200L	520	300	66	61	160	200	52,2	93	16		46,5	B/200
30/200S	570	350	66	61	160	200	52,2	92,5	16		49	B/200
30/200X	595	375	66	61	160	200	52,2	92,5	16		50,5	B/200
30/200XL	675	455	66	61	160	200	52,2	92,5	16		53	B/200
30/250	530	300	76	66	200	250	47,5	97,5	20		70	
30/250L	580	350	76	66	200	250	47,5	97,5	20		75	
30/250S	680	450	76	66	200	250	47,5	97,5	20		85	
30/250X	755	525	76	66	200	250	47,5	97,5	20		92	
30/300	670	390	83	78	245	300	38,5	121,5	20		130	
30/300L	770	490	83	78	245	300	38,5	121,5	20		145	
30/300S	870	590	83	78	245	300	38,5	121,5	20		160	

REINFORCED

2 clamps sets are included

Serie 30 PERFECT

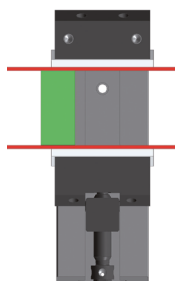
See on web

[Guided]


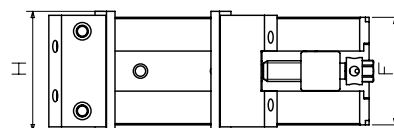
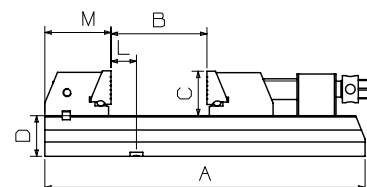
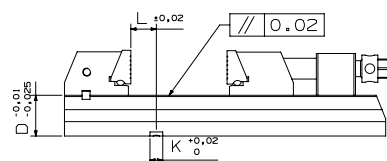
High precision vices
Vices designed for all
machining works including
grinding.


























Guided
machine vice



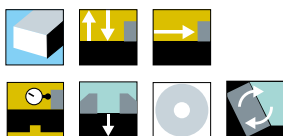
- ✓ "T" is enclosed for oscillating effect
- ✓ Jaws with descending effect.
- ✓ Hardened steel 60 HRC.
- ✓ Interchangeables locks.
- ✓ Jaws always move parallel.




Ref.	A	B	C	D	F	H	L	M	mm.			BASE 
30/100G	250	109	33,5	37	90	100	18,6	51,5	12		7,5	B/100
30/100GL	296	150	33,5	37	90	100	18,6	51,5	12		8	B/100
30/125G	300	130	41	42	110	125	22,0	66	12		13	B/125
30/125GL	346	175	41	42	110	125	22,0	66	12		14	B/125
30/150G	402	200	56	51	135	150	32,2	83	16		26	B/150
30/150GL	452	250	56	51	135	150	32,2	83	16		28	B/150
30/150GS	502	300	56	51	135	150	32,2	83	16		31	B/150
30/150GX	527	325	56	51	135	150	32,2	83	16		31,5	B/150
30/175G	432	225	58	56	135	175	35,0	85	16		34	B/150
30/175GL	482	275	58	56	135	175	35,0	85	16		36,5	B/150
30/175GS	556	350	58	56	135	175	35,0	85	16		40	B/150
30/175GX	610	400	58	56	135	175	35,0	85	16		42,5	B/150
30/200G	470	250	66	61	160	200	52,2	92,5	16		44	B/200
30/200GL	520	300	66	61	160	200	52,2	92,5	16		46,5	B/200
30/200GS	570	350	66	61	160	200	52,2	92,5	16		49	B/200
30/200GX	595	375	66	61	160	200	52,2	92,5	16		50,5	B/200
30/250G	530	300	76	66	200	250	52,2	97,5	20		70	
30/250GL	580	350	76	66	200	250	47,5	97,5	20		75	
30/250GS	680	450	76	66	200	250	47,5	97,5	20		85	
30/250GX	755	525	76	66	200	250	47,5	97,5	20		93	

2 clamps sets are included

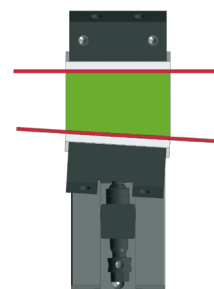
Vice suitable for milling works.





- ✓ Jaws with descending effect.
- ✓ Hardened steel 60 HRC.
- ✓ Interchangeable locks.
- ✓ Jaws adapt to the workpiece.

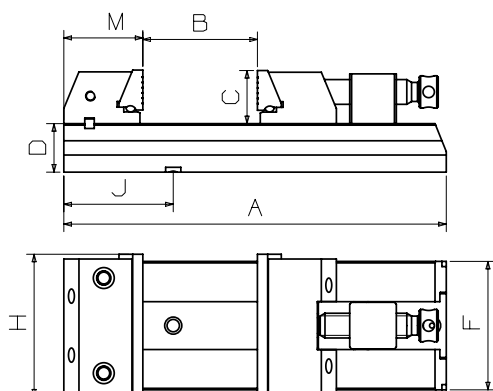


Not guided
machine vice



Ref.	A	B	C	D	F	H	J	M	mm.			BASE
PRD/125	300	130	41	42	110	125	88	66	12	12561	13	B/125
PRD/125L	346	175	41	42	100	125	88	66	12	12561	15	B/125
PRD/150	402	200	56	51	135	150	115	83	16	15061	26	B/150
PRD/150L	452	250	56	51	135	150	115	83	16	15061	28	B/150
PRD/150S	502	300	56	51	135	150	115	83	16	15061	31	B/150
PRD/150X	527	325	56	51	135	150	115	83	16	15061	31,5	B/150
PRD/200	470	250	66	61	160	200	145	92,5	16	20061	44	B/200
PRD/200L	520	300	66	61	160	200	145	92,5	16	20061	46,5	B/200
PRD/200S	570	350	66	61	160	200	145	92,5	16	20061	49	B/200
PRD/200X	595	375	66	61	160	200	145	92,5	16	20061	50,5	B/200
PRD/200XL	675	455	66	61	160	200	145	92,5	16	20061	53	B/200

Price without swivel base.

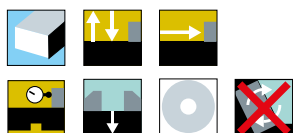


Serie PRD PRODUCTION


See on web

[Guided]

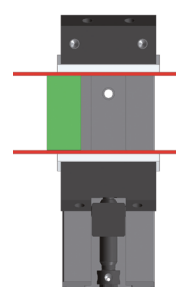
Vice suitable for milling works.














- ✓ Jaws with descending effect.
- ✓ Hardened smteel 60 HRC.
- ✓ Interchangeable locks.
- ✓ Jaw always move parallel.



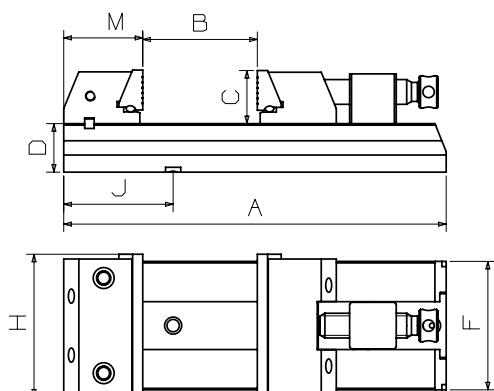
Guided machine vice



Oscillating "T" is not included.

Ref.	A	B	C	D	F	H	J	M	mm.			BASE
PRD/125G	300	130	41	42	110	125	88	66	12		13	B/125
PRD/125GL	346	175	41	42	110	125	88	66	12		14	B/125
PRD/150G	402	200	56	51	135	150	115	83	16		26	B/150
PRD/150GL	452	250	56	51	135	150	115	83	16		28	B/150
PRD/150GS	502	300	56	51	135	150	115	83	16		31	B/150
PRD/200G	470	250	66	61	160	200	145	92,5	16		44	B/200
PRD/200GL	520	300	66	61	160	200	145	92,5	16		46,5	B/200
PRD/200GS	570	350	66	61	160	200	145	92,5	16		49	B/200
PRD/200GX	595	375	66	61	160	200	145	92,5	16		50,5	B/200

Price without swivel base.


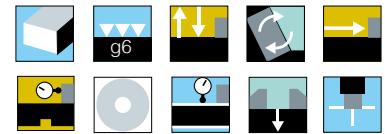




Vice for cubes Serie 60

See on web

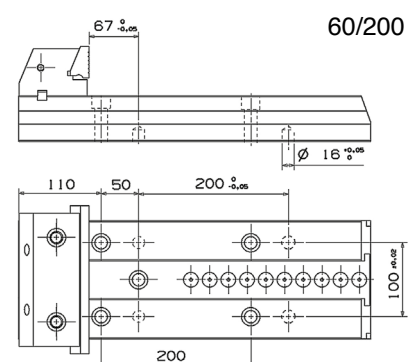
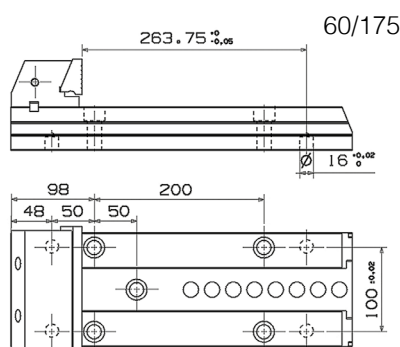
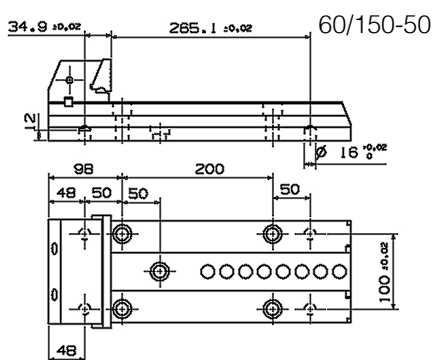
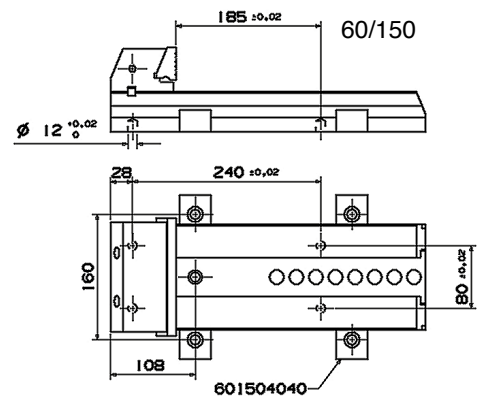
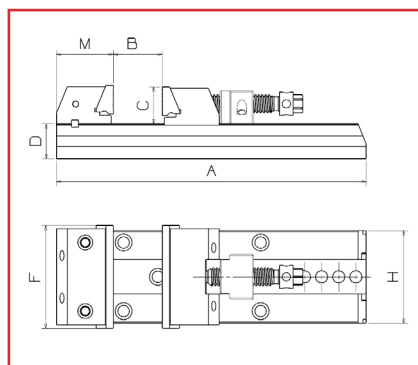
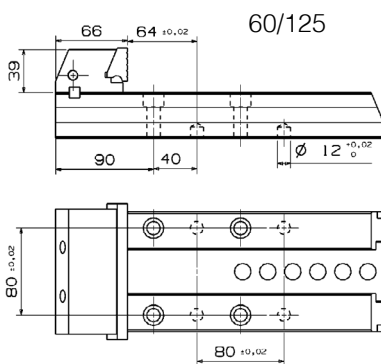
Vices designed for machines with automotive palletization systems

- ✓ Jaws with descending effect.
- ✓ Hardened steel 60 HRC.
- ✓ Interchangeable locks.
- ✓ Finishing tolerance: g6 in date D.
- ✓ Oscilating movable jaws support.



Ref.	A	B	C	D	F	H	P	
60/125	328	130	41	42	110	125	40	7,5
60/125L	346	175	41	42	110	125	40	8
60/150	402	200	56	51	135	150	40	13
60/150-50	402	200	56	51	135	150	50	14
60/150L	452	250	56	51	135	150	40	28
60/150L-50	452	250	56	51	135	150	50	34
60/175	432	225	58	56	135	175	50	36,5
60/175L	482	275	58	56	135	175	50	44
60/200	470	250	66	61	160	200	50	46,5
60/200L	520	300	66	61	160	200	50	49
60/200XL	830	600	66	61	160	200	50	69

Price without swivel base.




Vice for large pieces

See on web


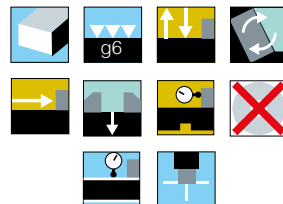
Machines vice indicated for large pieces

- ✓ Jaws with descending effect.
- ✓ Hardened steel 60 HRC.
- ✓ Interchangeable locks.
- ✓ Finishing tolerance:g6.
- ✓ Oscilating movable jaws support.



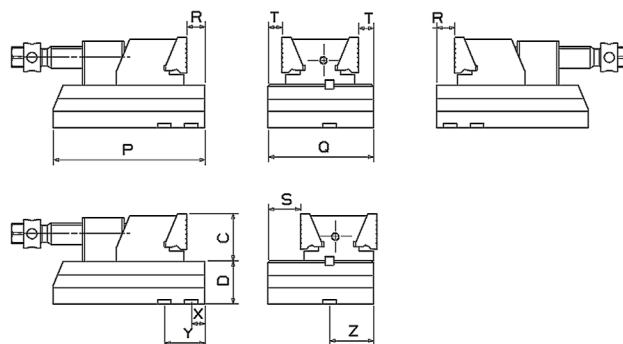
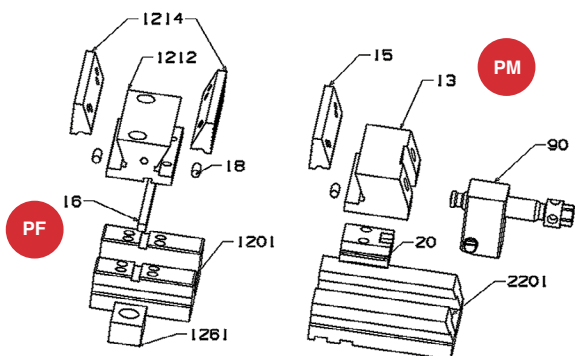
PF
fix side

PM
movable
side



Ref.	C	D	P	Q	R	S	T	X	Y	Z	mm.		
30/100P	33,5	37	140	90	50	30	13	17	42	37	12	1251261	9,5
30/125P	41	42	150	103	55	35	16	22	50	43,5	12	1251261	16,5
30/150P	56	51	180	125	58	40	20	26	58	52	16	1501261	24,5
30/200P	66	51	190	140	63	44	22	26	58	59	16	2001261	41


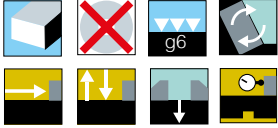
2 sets of clamps encloused.



Multitask vice

See on web

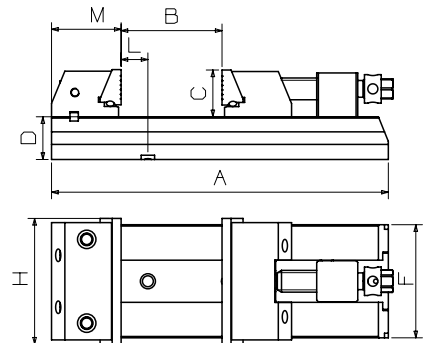
Universal vices for a huge range of machining operations. Specially designed for the second 5 axes operation.



Ref.	A	B	C	D	F	H	L	Zero point	⚖️
30/125RA1	345	150	52	49	115	125	15	96	18
30/125LRA1	400	200	52	49	115	125	15	96	18
30/125RA1	345	150	52	49	115	125	-	96	18
30/125LRA1	400	200	52	49	115	125	-	96	18

Other models under budget.

- ✓ Clamping force of 5T. Highly compact.
- ✓ Jaws with descending effect.
- ✓ Manufactured in alloy Steel with a IONIT OX (R) treatment which increases the surface hardened of the treated parts, maintaining a tenacious core and increasing corrosion resistance.
- ✓ Spindle with an electroless nickel coating, corrosion and wear resistant.
- ✓ With zero point clamping or with clamps for T slot tables.

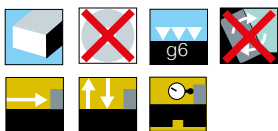


YOU CAN SEE ALL MACHINE VICES VIDEOS HERE.


Self centering vice Serie 24

See on web

Univesal vices for 5 axes machines.

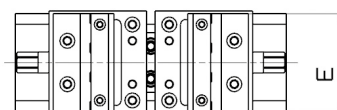
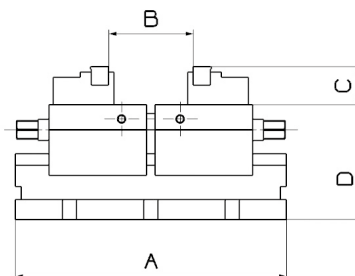
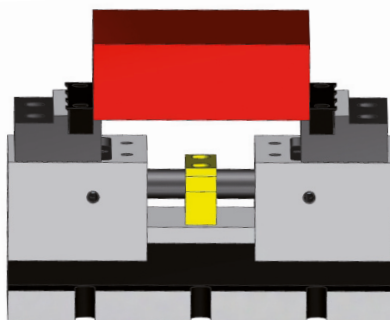
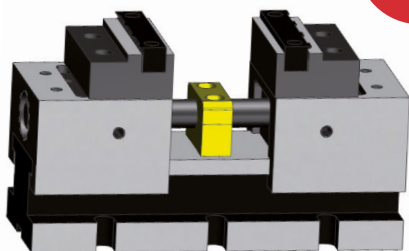


- ✓ Clamping block with double jaw holder positioning.
- ✓ Reversible jaw holder.
- ✓ Spindle with trapezoid thread.
- ✓ Reversible jaws. Flat on one side and indented on the other.
- ✓ Hardened steel 60 HRC.
- ✓ With zero point clamping or with clamps for T slot tables.



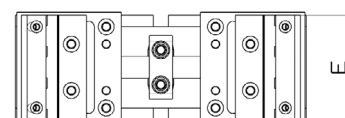
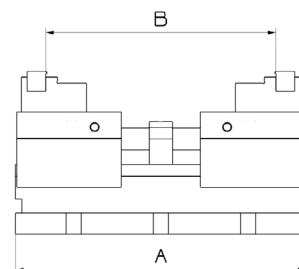
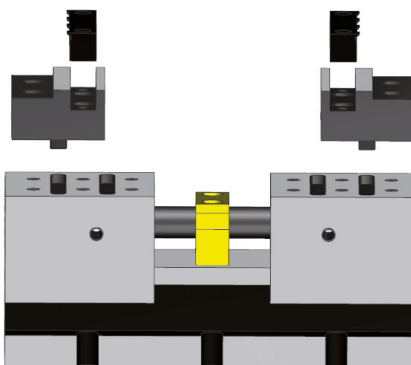
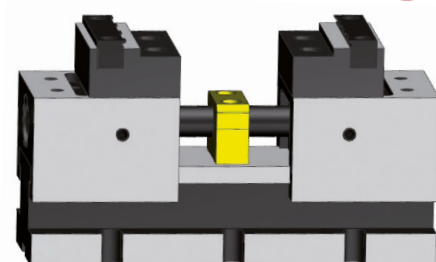
Ref.	A	Position 1		Position 2		C	D	E	⚖
		B min	B max.	B min	B max.				
24/75	192	12	110	60	155	28	90	70	9,3
24/95	250	20	140	80	200	35	105	90	17,0
24/100	394	45	285	105	345	38	105	100	23,5

Position 1



4 JAWS IN 1: With its versatile trolley design with two positions and reversible mouths, 4 configurations are achieved, thus adapting to a wide variety of high precision machining.

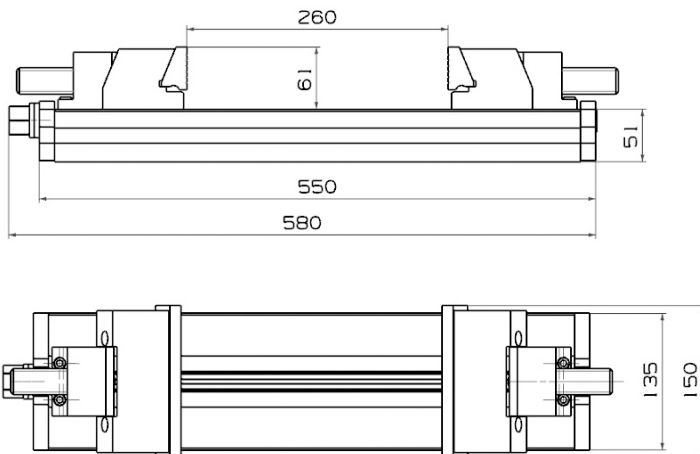

Position 2



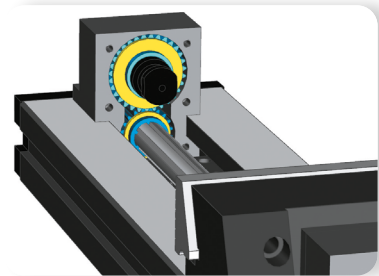
Self centering vice

See on web

- ✓ Each spindle features a torque multiplier.
- ✓ Each spindle allows 3 positions.
Loosen up screws in order to change positions.
- ✓ Jaws with descending effect.
- ✓ Hardened steel 60 HRC
- ✓ Finishing tolerance:g6.
- ✓ Oscilating movable jaws support.



Ref.	⚖️
26/150	36,5



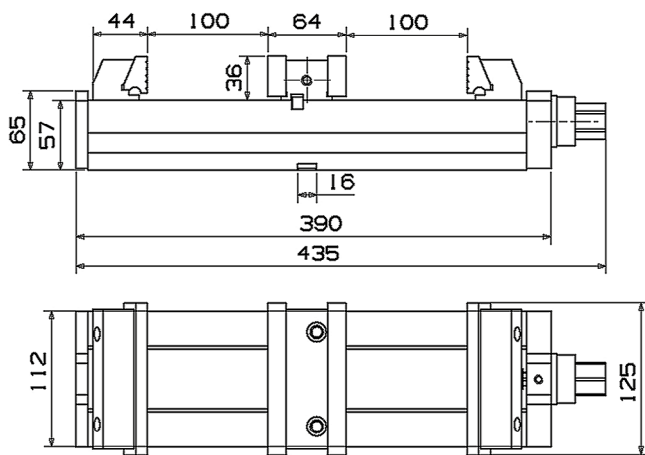

ONGOING IMPROVEMENT OF PRODUCTS
AND MANUFACTURING PROCESSES

Twin self centering vice

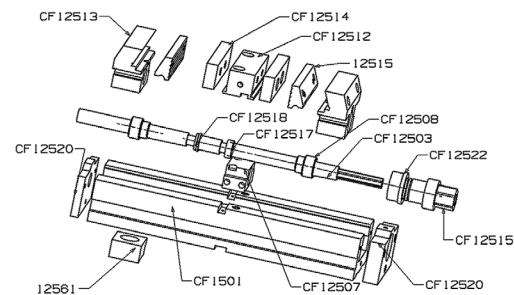
See on web

- ✓ Jaws with descending effect.
- ✓ Hardened steel body 60 HRc.
- ✓ Parallelism < 0,015 mm.
- ✓ Spindle in fix position. Does not increase the length when the vice is opened.

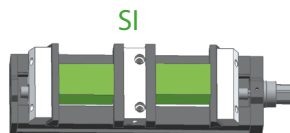
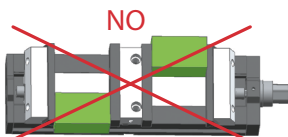
CF



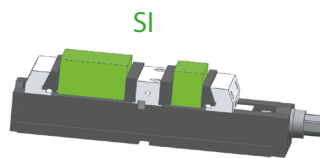
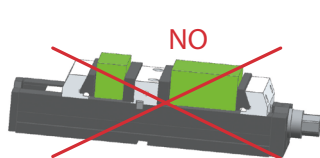
Ref.	mm.	
CF/125	12	13



Use example



Do not tighten pieces crosswise risk of unintended loosening of jaws and vise damaging.



The biggest work piece must be clamped on the opposite to the spindle lever.


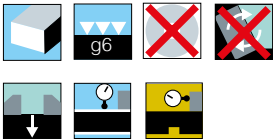
Convertible in self centering



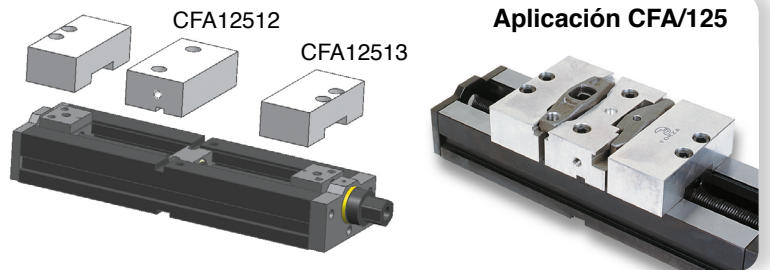
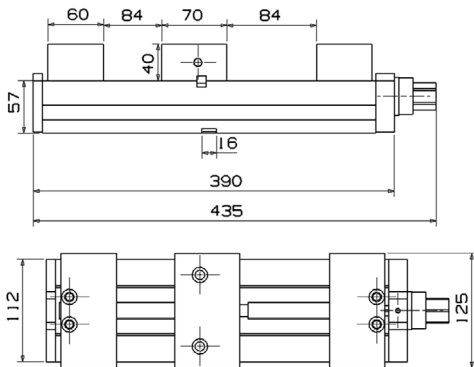
Twin self centering vice with aluminium jaws

See on web

- ✓ Aluminium machinable jaws.
- ✓ Simplifies the tools manufacturing.
- ✓ Hardened cemented steel vice body (60Hrc).



Ref.	mm.	
CFA125	16	20



Jaws Holder

Ref.	Descripción
CFA12512	Fix jaws holder
CFA12513	Mobile jaws holder

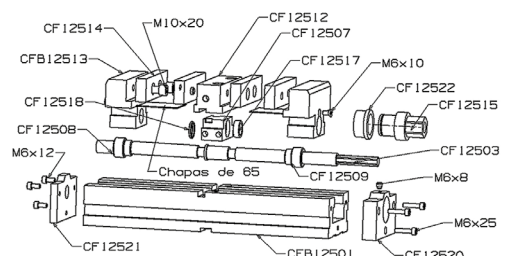
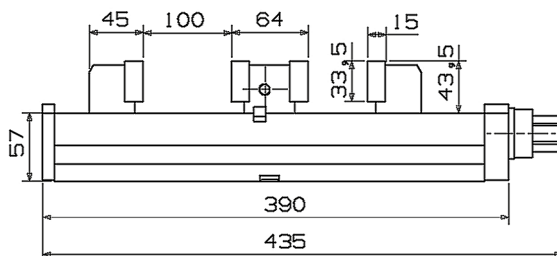

Accessories

Twin self centering vice with aluminium jaws holder

See on web


- ✓ Aluminium jaws holder with hardened straight jaws.
- ✓ Hardened cemented steel vice body (60 HRC).

Ref.	mm.	
CFB125	16	20

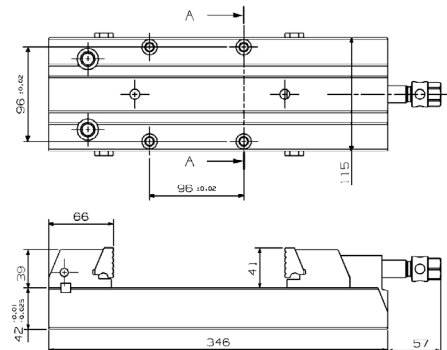



Vice for zero point See on web

CUSTOMATION: All vices can be adapted to the different ZERO POINT clamping systems.

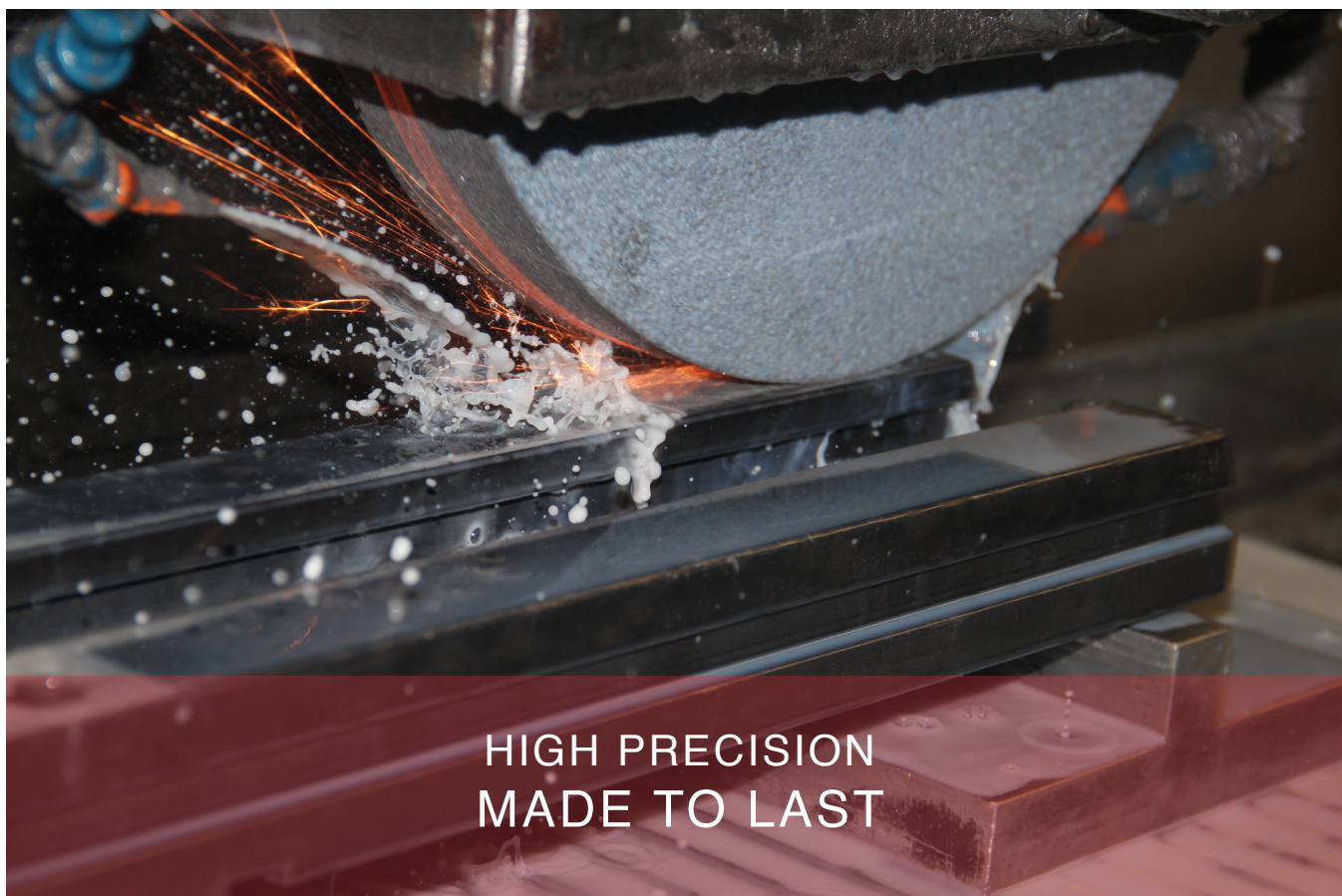


Example: Machine Vice jaw with 125mm adapted to LANG clamping system.



Ref.	
30/125A1	14
30/125LA1	14

Other models under budget.



**HIGH PRECISION
MADE TO LAST**

FORZA[®] 

